

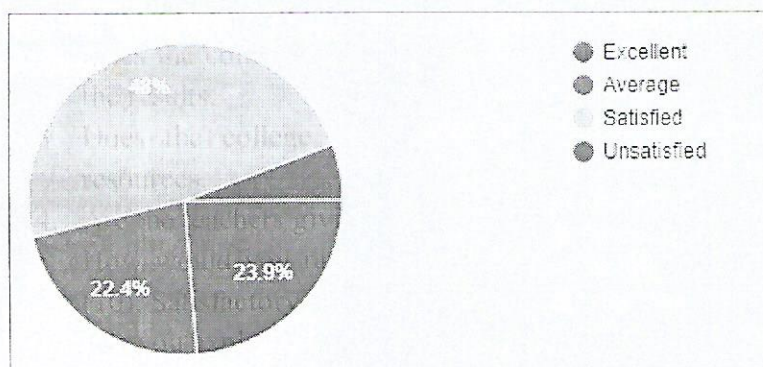
Student Satisfaction Survey Report-2023

The student satisfaction survey was conducted for 2022-23 session through Google Form platform for the students of Government Degree College, Khumulwng. Above 75% students have participated in the survey giving their opinion on the eight items given in the study. The items were:

1. Are you satisfied with the infrastructure provided by the college.
2. Does the college provide transparency in conducting examination and declaration of the results.
3. Does the college have adequate, accessibility and quality of teaching learning resources.
4. Are the teachers giving you sufficient time for any queries or clarification.
5. How would you rate the teaching in this college on the scale of 1 to 10? Excellent (10), Satisfactory (7-9), Average (4-6), Unsatisfied (1-3)
6. Are you explained about the courses and curriculum properly by the teachers.
7. Does the teacher provide you study materials, notes and learning aids.
8. Are you satisfied with the innovative teaching methods such as PPTs and use of ICTs.

Result Summary:

Item no.1: Are you satisfied with the infrastructure provided by the college.



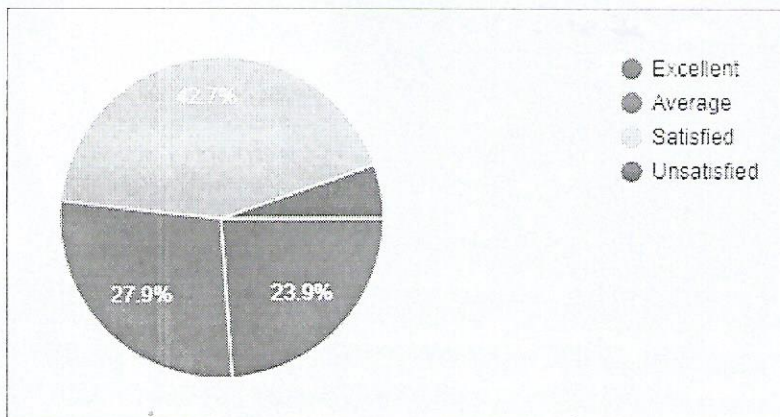
The item number 01 that states, "Are you satisfied with the infrastructure provided by the college", meaning if the students were satisfied with the infrastructure provided by the college were responded by 1200 (75%) students of

the college. 48% students have given their level of satisfaction. The average level of satisfaction response was given by 22.4% of the students. 23.9% response was on the level of excellence. 5.7% students have shown their dissatisfaction over the infrastructure provided by the college. It is found that the maximum students have responded to the level of satisfaction.

Pranabjit
22/12/23
Dr. Pranabjit Bardhan Roy
Principal-In-Charge
Head of Office
Govt. Degree College
Khumulwng

Item No.2: Does the college provide transparency in conducting examination and declaration of results.

The item number 02 that states, “Does the college provide transparency in conducting examination and declaration of results, meaning if there was transparency to the students in the conduct of examination and declaration of results. Majority of the students with 42.7% opined that the students are satisfied over the transparency of the college in the conduct of examination and declaration

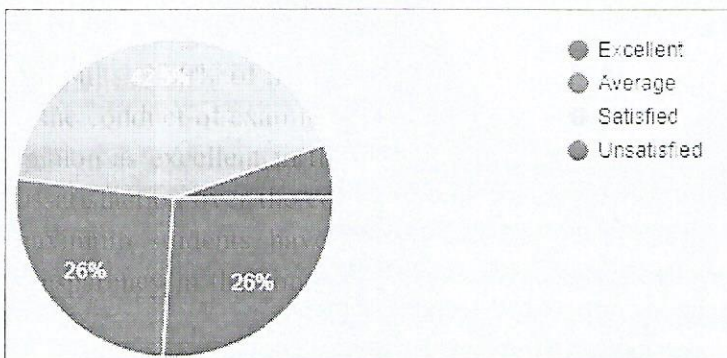


of results. Majority of the students with 42.7% opined that the students are satisfied over the transparency of the college in the conduct of examination and declaration

of results. 27.9% of the students have shown their average satisfaction over the transparency in the conduct of examination and the declaration of results. 23.9% students have given their opinion as excellent in the conduct of the examination and results. 5.5 % have shown their dissatisfaction over the conduct of examination and declaration of results. It is found that the maximum students have shown their satisfaction over the conduct of the college with transparency in the conduct of the examination and declaration of the students performance results.

Item No. 3 Does the college have adequacy, accessibility and quality of teaching learning resource.

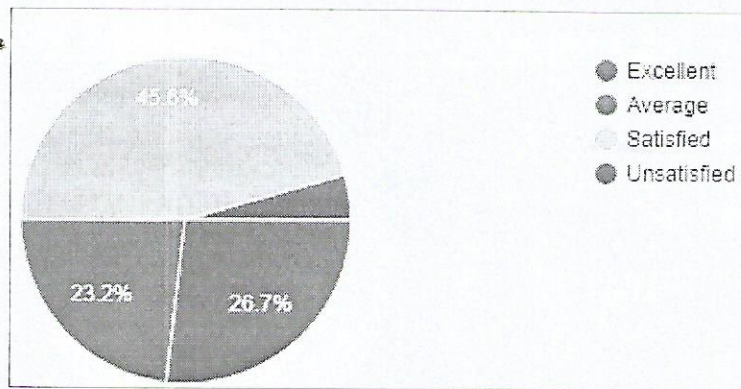
The item number 03 that states, “does the college have adequate accessibility and quality of teaching learning resource”, meaning if the students were satisfied with the service of the college providing adequate accessibility and quality of teaching learning resources in the college towards the students.



It is found that 42.5% have given their opinion about the adequate accessibility and quality of teaching learning resources to be at the satisfactory level. 26% students have opined on the level of satisfaction as average level. 26% of the students have given their response as excellent level. 5.5% students have shown their unsatisfactory level.

It is found that the maximum students have shown their satisfaction over the college having adequate accessibility and quality of teaching learning resources.

Item No. 4: Are the teachers giving you sufficient time for any queries or clarification.

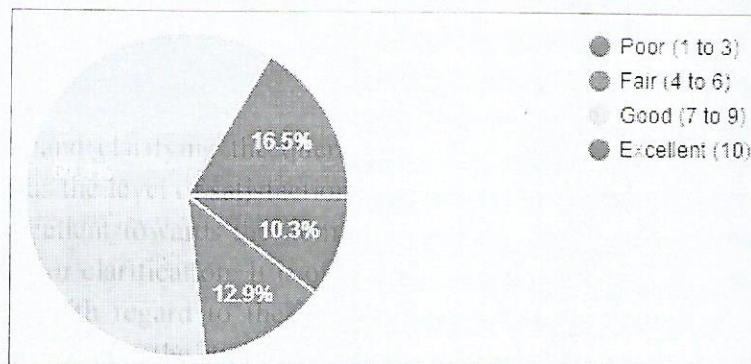


The item number 04 that states, "Are the teachers giving you sufficient time for any queries or clarification", meaning if the students are satisfied with the performance of students with the teachers giving adequate time for any queries or clarification towards the students. 45.6% have shown their satisfaction as Satisfied in terms of teachers

giving their time for the students and clarifying the queries of the students. 23.2% of the students have shown their opinion as the level of satisfaction to be at the average level. 26.7% of the students have opined as excellent towards the item no. 04 if the teachers are giving their sufficient time for any queries or clarification. It is observed that the maximum students are of the opinion of satisfaction with regard to the time spent of the teachers with the students and clarification of doubts faced by the students.

Item No. 5: How would you rate the teaching in this college on the scale of 1 to 10? Excellent (10), Satisfactory (7-9), Average (4-6), Unsatisfied (1-3).

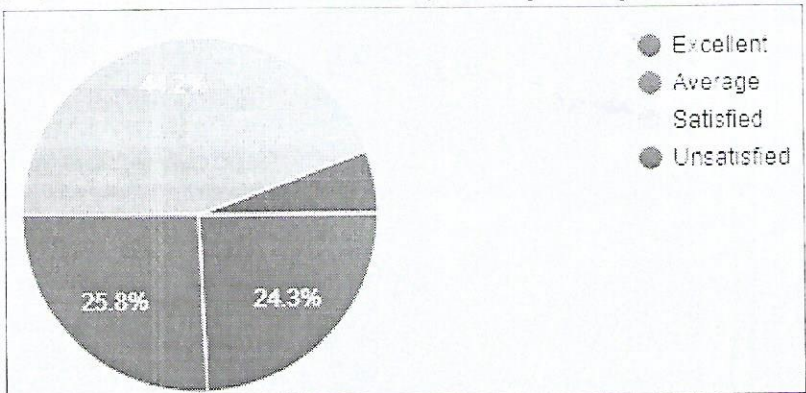
The item number 05 that states, "How would you rate the teaching in this college on the scale of 1 to 10?", meaning if the students were satisfied at different levels of the teaching by the faculties of the college. It is found that 60.4% have given their opinion on the scale of "good" showing their satisfaction over the teaching of the faculties of the college. 16.5% students have opined the teaching of teachers satisfaction level as "Excellent". 10.3% have shown their opinion as poor level of satisfaction. 12.9% students have given their opinion as fair in the teaching performance of the college faculties. The overall percentage of students have shown their satisfaction level as "good" over teachers performance on teaching.



Boodhan

Item No. 6: Are you explained about the courses and curriculum properly by the teachers.

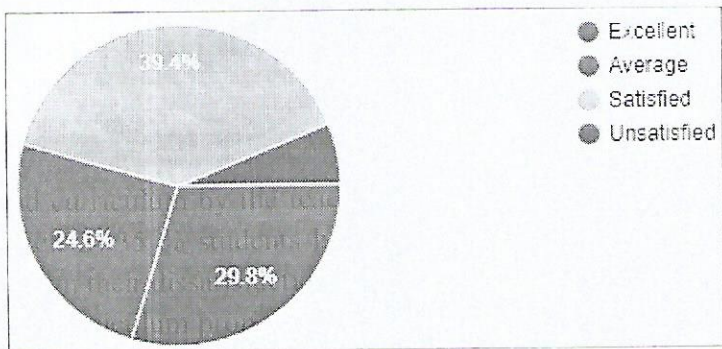
The item number 06 that states, "Are you explained about the courses and curriculum properly by the teachers",



properly by the teachers", meaning if the students are being explained about the courses and curriculum properly by the teachers. It is found from the students satisfaction survey that 44.2% students are "Satisfied", about the explanation of the courses

and curriculum by the teachers. 25.8% teachers are found to be at the opinion of "average" level. 24.35 % students have shown their opinion as the "excellent". 5.75% students have shown their dissatisfaction over the concern of being explained by the teachers on the courses and curriculum properly by the teachers. It is found that the maximum students have shown their satisfaction over the concern of being explained about the courses and courses and curriculum properly by the teachers to the students.

Item No. 7: Does the teachers provide you study materials, notes and learning aids.



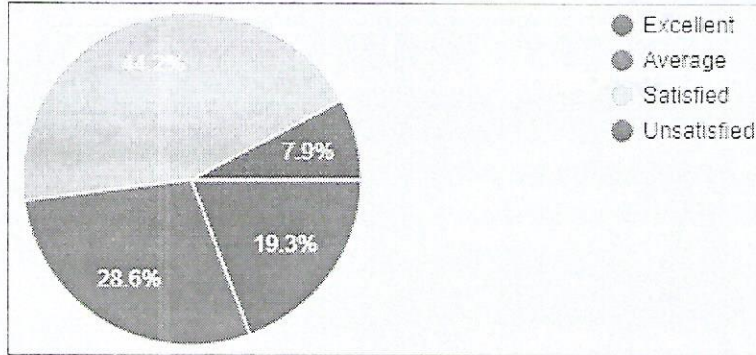
The item number 07 that states, "does the teacher provide you study materials, notes and learning aids.", meaning if the students were assisted with study materials, notes and learning materials for their study. 39.4% have shown that the students are satisfied with the supply of study

materials, notes and learning aids provided by the teachers. 24.6% have shown their level of satisfaction as "Average". 29.8% students have shown their satisfaction level as "Excellent". 6.2% students have shown their dissatisfaction level. It is found that the maximum students have shown their satisfaction level over the teachers in terms of providing study materials, notes and learning aids.

Boodhan
22/12/23

Item No. 8: Are you Satisfied with the innovative teaching methods such as PPTs and use of ICTs.

The item number 08 that states, "Are you satisfied with the innovative teaching methods such



as PPTs and ICTs", meaning if the students were satisfied with the innovative teaching methods such as PPTs and ICTs. It is found from the survey report that the 44.2% students have shown their satisfaction over innovative teaching methods such as PPTs

and use of ICTs. 28.6% have shown their opinion as "Average". 19.3% have shown their opinion as "Excellent". 7.9% have shown their dissatisfaction over innovative teaching methods and use of ICTs. It is found that the maximum students have satisfaction with the service of the college stating that the students were satisfied with the innovative teaching methods such as PPTs and use of ICTs.

Bardham
22/12/23

Dr. Pranabjit Bardhan Roy
Principal-In-Charge
Head of Office
Govt. Degree College
Khamulwng, West Tripura